



The Captain's Trail - Key Stage 2 Adult Guide

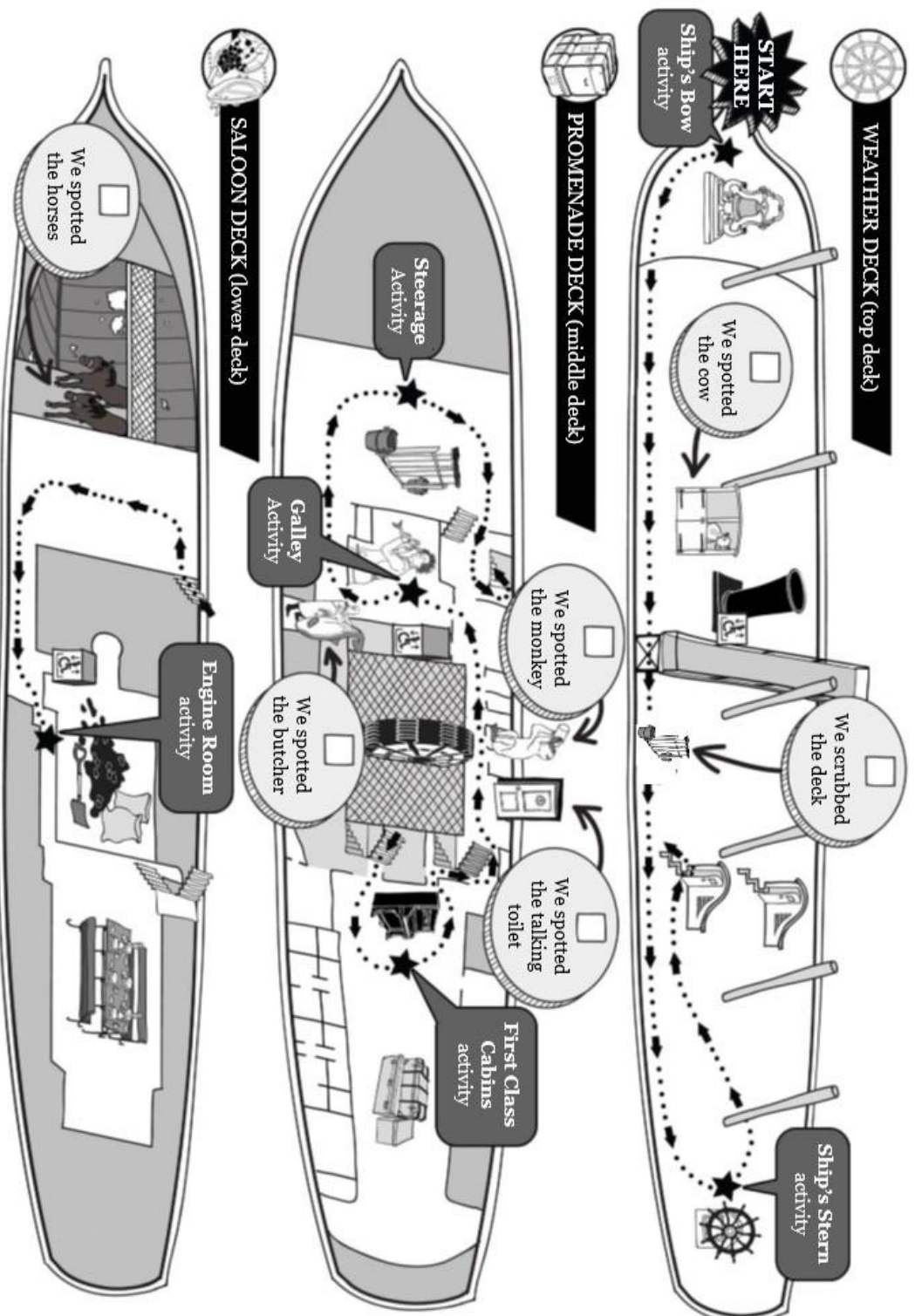
Please read through this guide before your visit. It will help you prepare for leading your group around the ship.

On the Captain's Trail your group takes on the role of the "Captain" inspecting the SS Great Britain during a voyage to Australia.

- Find your starting point and do the activity there.
- Then use the map to help you find the next activity point.
- As you follow the dotted line on the map there are things for your group to spot as you go along. This also helps you to make sure you are going the right way!
- The children in your group need a copy of the KS2 trail between them rather than one each.
- There are facts and questions below for each stopping point to help engage your group. You do not have to use all of these. They are just some ideas to get you going.

Use this map to find your way around. Find your starting point, do the activity, and then follow the dotted line.

Group 1 Map




Top Deck: Bow of the Ship

Do these activities with your group on their sheets

Children's Trail

Group 1 page 1




BOW OF THE SHIP (top deck)

You are at the Bow of the Ship






Can you see the Ship's Bell?

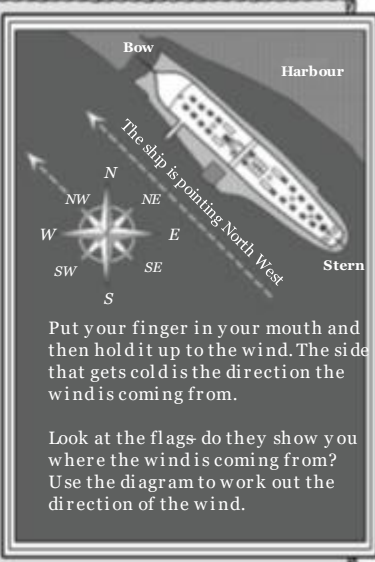
Now do this activity



Can we set sail today? The Beaufort Scale helps sailors measure the wind.

Look at the view from the Ship. Use this table to decide how strong the wind is today.

Force of the wind		What's happening	
Calm		The water in the harbour is flat. The flags on the ship are still.	<input type="checkbox"/>
Gentle Breeze		There are little waves on the harbour. The flags are lifting.	<input type="checkbox"/>
Gale		The flags are waving. Branches on the trees are moving.	<input type="checkbox"/>
Storm		The flags are waving. Branches on the trees are moving.	<input type="checkbox"/>
Hurricane		Roofs are being blown off houses. People are being blown off the ship's top deck.	<input type="checkbox"/>



Bow Harbour

The ship is pointing North West

Stern

N NE E SE S SW W NW

Put your finger in your mouth and then hold it up to the wind. The side that gets cold is the direction the wind is coming from.

Look at the flags- do they show you where the wind is coming from? Use the diagram to work out the direction of the wind.

Now follow the map to the **Stern of the Ship.**

Adult Notes

- This is the front of the ship.
- The bell was used to let the crew know what time it was.
- What do you think could happen if you set sail in very stormy weather?
 - Danger of shipwreck or people being washed overboard
- What would happen if you set sail when there wasn't any wind?
 - The ship wouldn't be able to use the sails to move.
- The SS Great Britain had an engine and sails to make it move. Why do you think it had both?
 - To be able to move when there was no wind.

Now use the map to find the next place

Top Deck: Stern of the Ship

Children's Trail

Group 1 page 2



STERN OF THE SHIP (top deck)

You are at the Stern of the Ship.

Can you see the Ship's wheel?

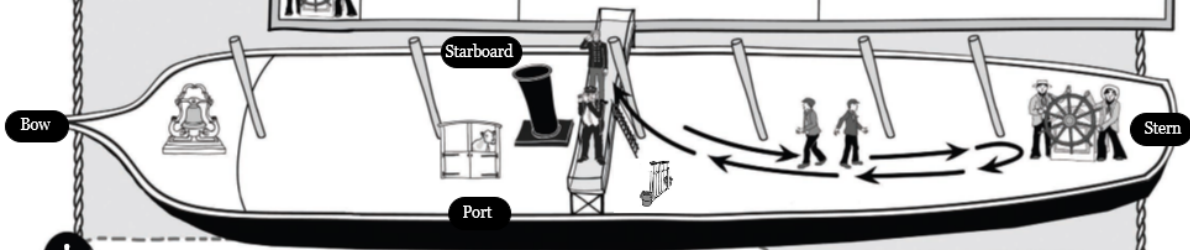
Now do this activity.

Being at sea is a dangerous business! Can you steer the ship safely? Divide up your team. Give everyone a job and go to the right place.

CAREFUL

- Walk don't run!
- When you climb the flying bridge hold on with two hands and face the stairs.

JOB	LOCATION	NOW DO YOUR JOB!
Captain and the First Mate	Go to the flying bridge – careful when climbing the ladder!	Decide whether to steer right (starboard) or left (port) and give the order to the deck boys
Deck boys	Wait between the flying bridge and the wheel	Take the message to the sailors at the wheel
2 Sailors	Ready to steer the wheel	Steer the wheel together



FOR GROWN UPS

Stay at the flying bridge and give your Captain and First Mate these situations:

1. **Iceberg off the starboard bow!** There is an iceberg on the right of the ship.
2. **Whales off the port bow!** There are some whales on the left of the ship.
3. **Shipwreck dead ahead!** There is a shipwreck right in front of the ship.

Now follow the map down the stairs to the **First Class Cabins.**

Adult Notes

- This is the back of the ship.
- Two sailors were needed to turn the wheel.
- You had to face the bow (front) of the ship while steering.

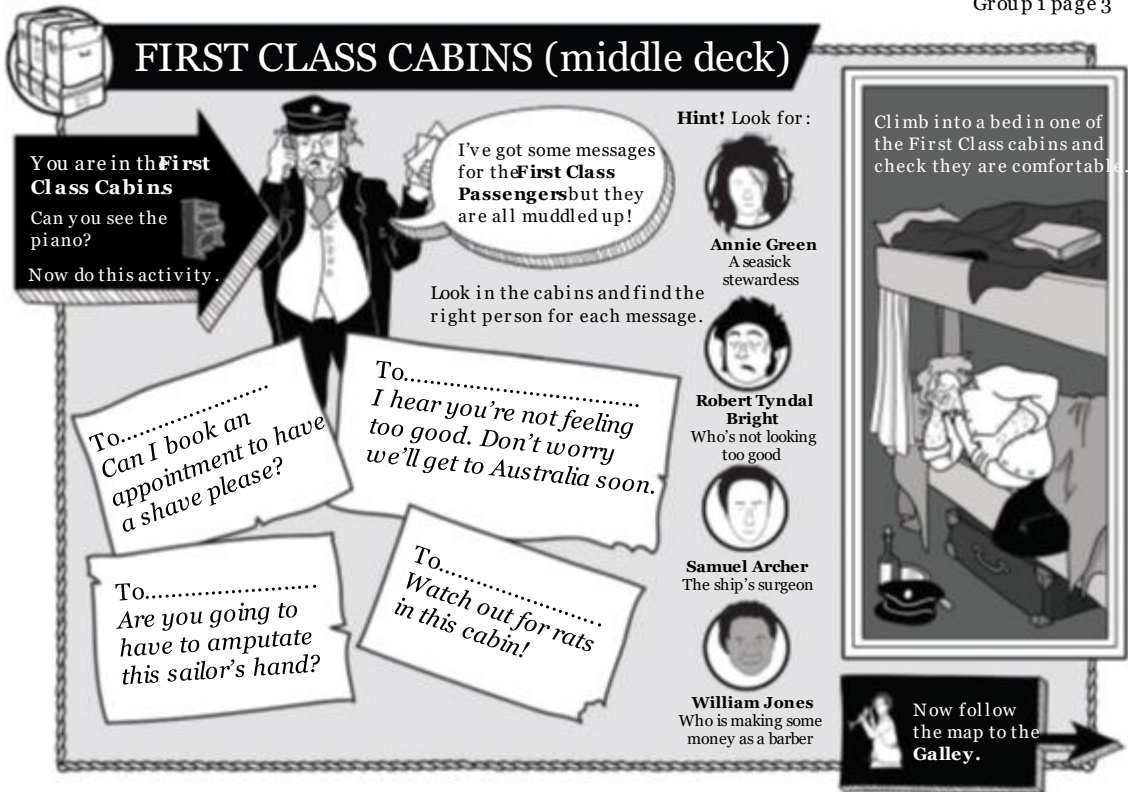
CAREFUL!

- Remember, **walk not run** – the Weather Deck can be slippery if wet.
- Children should face the stairs and hold the handrail when climbing up and down from the Flying Bridge.
- The group adult should stay at the Flying Bridge during the activity.

Middle Deck: First Class Cabins

Children's Trail

Group 1 page 3



FIRST CLASS CABINS (middle deck)

You are in the **First Class Cabins**
Can you see the piano?
Now do this activity.

I've got some messages for the **First Class Passengers** but they are all muddled up!

Look in the cabins and find the right person for each message.

Hint! Look for:

- Annie Green**
A seasick stewardess
- Robert Tyndal Bright**
Who's not looking too good
- Samuel Archer**
The ship's surgeon
- William Jones**
Who is making some money as a barber

To.....
Can I book an appointment to have a shave please?

To.....
I hear you're not feeling too good. Don't worry we'll get to Australia soon.

To.....
Are you going to have to amputate this sailor's hand?

To.....
Watch out for rats in this cabin!

Climb into a bed in one of the First Class cabins and check they are comfortable.

Now follow the map to the Galley.

Adult Notes

- Only First Class passengers were allowed in here.
- The First Class passengers would have stewards and stewardesses to do things for them such as bringing them drinks and emptying their chamber pots!
- Do you think you would have liked to travel in the First Class Cabins?
- Why do you think the bunks are so small?
 - So that you wouldn't roll around in bed when the ship was rolling and because there wasn't much space on the ship.

Middle Deck: Galley

Children's Trail

Group 1 page 4

GALLEY & STEERAGE (middle deck)

You are in the Galley
 Can you see the Ship's Cook holding the fish?
 Now do this activity

Useless cook! It's almost dinner time and no one has decided what's on the menu!

You have 5 minutes to decide what food to have and then draw it on the plates.

Now go to **Steerage Accommodation**.

Main Course **Dessert**

You are in the Steerage
 Can you see the brooms and fire buckets?
 Now do this activity.

Some people here have been behaving very badly and some are behaving well.
 Decide if the people you find are behaving properly. If they are behaving well choose a reward, but if they're behaving badly choose a punishment!

Hint! Look out for:

2 women fighting
 A man mending a sock
 Someone helping a woman with her baby

REWARDS:

- Extra jam with your ship's biscuits for your next meal
- A better bunk for the journey
- Fresh meat from the porpoise the sailors caught

PUNISHMENTS:

- Locked up in shackles
- Being told off by the Captain
- Lights out early

Now follow the map down stairs to the **Engine Room**.

Adult Notes

Galley

- The Galley is the ship's kitchen where the food for the First Class Passengers was made.
- Can you spot the rats? They were particularly a problem in the galley where they would eat the food supplies!
- Where do you think they would get milk, eggs, fresh meat and fish from on long journeys to Australia? (About 60 days)
 - From cows, chickens and pigs carried on board. Fish could be caught along the way.
- Would you have liked to eat the food cooked in this galley?

Middle Deck: Galley

Children's Trail

Group 1 page 4

GALLEY & STEERAGE (middle deck)

You are in the Galley
 Can you see the Ship's Cook holding the fish?
 Now do this activity

Useless cook! It's almost dinner time and no one has decided what's on the menu!

You have 5 minutes to decide what food to have and then draw it on the plates.

Now go to **Steerage Accommodation**.

Main Course **Dessert**

You are in the Steerage
 Can you see the brooms and fire buckets?
 Now do this activity.

Some people here have been behaving very badly and some are behaving well.
 Decide if the people you find are behaving properly. If they are behaving well choose a reward, but if they're behaving badly choose a punishment!

HINT! Look out for:

- 2 women fighting
- A man mending a sock
- Someone helping a woman with her baby

REWARDS:

- Extra jam with your ship's biscuits for your next meal
- A better bunk for the journey
- Fresh meat from the porpoise the sailors caught

PUNISHMENTS:

- Locked up in shackles
- Being told off by the Captain
- Lights out early

Now follow the map down stairs to the **Engine Room**.

Adult Notes

Steerage

- This was the cheapest accommodation on board, but it was still expensive.
- Steerage passengers ate food from their own kitchen including ships' biscuits. They sometimes had insects called weevils in them, so passengers always had to check before they ate them!
- Do you think you would have liked to travel in Steerage?
- Where do you think Steerage Passengers would have had a wash?
 - They had to wash in a barrel of sea water on deck or may not have washed at all for 60 days!

Lower Deck: Engine Room

Children's Trail

Group 1 page 5

ENGINE ROOM (lower deck)

You are in the **Engine Room**.
Can you see the stokers shovelling coal?
Now do this activity.

Look through the big window at the engine. Put these steps in the right order by giving them a number from 2 to 5.

The stoker puts coal in the furnace

The chain wheel turns the propellor

Water becomes steam & makes the piston move

Burning coal heats water

The moving pistons cause the wheel to turn

The propeller moves the boat

1

6

Have a look at the workers through the little window. They have to shovel coal for 4 hours without stopping.

Pretend you have a shovel and have a go at throwing coal for **1 minute**.

Your grown up can go on for 4 hours?

Are you tired yet? Do you think you can go on for 4 hours?

Well Done!
You've completed all the Captain's jobs!

Adult Notes

- First class passengers would come and watch the stokers working and sometimes pay for them to have a beer.
- Hot water from the engine room had to be carried up a ladder to the galley (the kitchen) in buckets.
- Would you have liked to do a stoker's job?
- What do you think would happen if you ran out of coal during a voyage?
 - The engine needs coal to run so the ship had to delay its journey and go to the nearest place to buy coal.

Congratulations, you have finished your trail!